

BLANCO


LONDON 

NATURAL



## Porcelánico Porcelain Tile

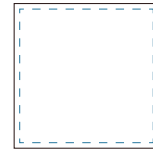
LONDON



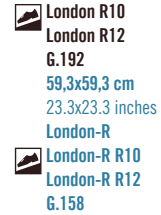
120x120 cm.  
47.2x47.2 inches  
London-R



80x80 cm.  
31.5x31.5 inches  
London-R



60x60 cm.  
23.6x23.6 inches  
London



30x60 cm  
11.8x23.6 inches  
London



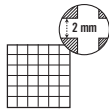
29,3x59,3 cm  
11.5x23.3 inches  
London-R



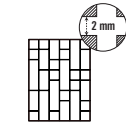
30x30 cm  
11.8x11.8 inches  
London



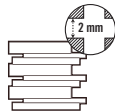
29,3x29,3 cm  
11.5x11.5 inches  
London-R



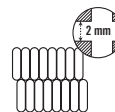
(\*) 30x30 cm aprox  
11.8x11.8 inches approx.



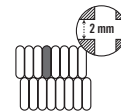
(\*) 29,3x39,1 cm aprox  
(1) 11.5x15.4 inches approx.



(\*) 30x30 cm aprox  
11.8x11.8 inches approx.



(\*) 27x31 cm aprox  
10.6x12.2 inches approx.



(\*) 27x31 cm aprox  
10.6x12.2 inches approx.



(1) Este modelo está compuesto por 3 diseños diferentes para combinar de modo alterno, se sirven en la misma caja.  
This model has 3 different designs that are combined alternately, coming in the same box.

El peldaño y el gradone pueden servirse con o sin rayado de hendidura. También disponibles en ángulo.  
The Step Tread and gradone can be sold with or without the ribbed notch. Angle is also available.

ANTIDESLIZANTE. Con el fin de dar una mayor seguridad en aquellas áreas transitables, cuyas condiciones de humedad y pendientes son mayores de lo habitual, hemos realizado las pruebas de ensayo según las normas: UNE EN 16165 (UNE 41901:2017 EX, UNE 41902:2017 EX, DIN 51130, DIN 51097, BS 7976-2:2002) y DCOF. Para más información, consultar nuestro departamento técnico.

SLIP RESISTANCE. With the purpose of providing increased safety in areas of pedestrian foot traffic where moisture and/or slopes are greater than normal, we have carried out tests according to the norms: UNE EN 16165 (UNE 41901:2017 EX, UNE 41902:2017 EX, DIN 51130, DIN 51097, BS 7976-2:2002) and DCOF. For more information on this, contact our Technical Department.

Enmallado Meshmounted	CL 3	CL 2
	R 12	R 10
	CL C	CL B
	+ 0.42	+ 0.42
	+ 36	+ 36

LONDON		CAJA / BOX				PALET / PALLET					
		FORMATOS	SIZE	PIEZAS / PIECES	M <sup>2</sup>	ML	KG	CAJA / BOX	M <sup>2</sup>	ML	KG
		27x31 cm Mosaico	10.6x12.2 inches	10	0.84	-	17.09	30	25.20	-	512.70
	8,2	29,3x29,3 cm	11.5x11.5 inches	11	0.94	-	17.821	64	60.416	-	1140.54
	8,2	30x30 cm	11.8x11.8 inches	11	0.99	-	18.58	64	63.36	-	1188.80
		30x30 cm Mosaico	11.8x11.8 inches	12	1.08	-	19.61	30	32.40	-	588.30
		29,3x39,1 cm Mosaico	11.5x15.4 inches	13	1.495	-	24.23	30	44.85	-	726.87
	8,2	29,3x59,3 cm	11.5x23.3 inches	7	1.22	-	22.80	40	48.60	-	912
	8,2	30x60 cm	11.8x23.6 inches	7	1.26	-	23.60	40	50.40	-	944
	10	59,3x59,3 cm	23.3x23.3 inches	3	1.055	-	24.30	40	42.20	-	972
	10	60x60 cm	23.6x23.6 inches	3	1.08	-	24.95	40	43.20	-	997.80
	10	80x80 cm	31.5x31.5 inches	2	1.28	-	29.40	42	53.76	-	1234.84
	11	120x120 cm	47.2x47.2 inches	1	1.44	-	36.125	38	54.72	-	1400
Rodapié cortado y biselado Cut and bevelled skirting tile	6.32	9,4x30 cm	3.7x11.8 inches	40	-	12	21.15	64	-	768	1353.60
	6.912	9,4x29,3 cm	3.7x11.5 inches	40	-	11,72	20,65	64	-	750,08	1321,60
	6.916	9,4x59,3 cm	3.7x23.3 inches	17	-	10,08	21,20	56	-	564,40	1187,20
	6.915	9,4x60 cm.	3.7x23.6 inches	17	-	10,20	21,47	56	-	571,20	1202,32
	6.54	9,4x80 cm.	3.7x31.5 inches	15	-	12	21,60	54	-	648	1166,40
	6.67	9,4x120 cm	3.7x47.2 inches	10	-	12	28,2	36	-	432	1015,2
Peldaño / Step Tread	6.77	29,3x29,3 cm	11.5x11.5 inches	11	-	3,22	17,821	-	-	-	-
	6.56	30x30 cm	11.8x11.8 inches	11	-	3,30	18,58	-	-	-	-
	6.907	29,3x59,3 cm	11.5x23.3 inches	7	-	4,15	22,80	-	-	-	-
	6.94	30x60 cm	11.8x23.6 inches	7	-	4,20	23,60	-	-	-	-
	6.917	33x59,3 cm	13x23.3 inches	1	-	0,59	5,27	-	-	-	-
	6.76	33x60 cm	13x23.6 inches	1	-	0,60	5,30	-	-	-	-
	6.83	33x80 cm	13x31.5 inches	1	-	0,80	6,5	-	-	-	-
6.92	33x120 cm	13x47.2 inches	1	-	1,20	10	-	-	-	-	
Gradone	6.81	29,3x29,3 cm	11.5x11.5 inches	3	-	0,879	6,05	-	-	-	-
	6.80	30x30 cm	11.8x11.8 inches	3	-	0,90	6,27	-	-	-	-
	6.90	29,3x59,3 cm	11.5x23.3 inches	3	-	1,78	12,09	-	-	-	-
	6.910	30x60 cm	11.8x23.6 inches	3	-	1,8	12,54	-	-	-	-
	6.910	33x59,3 cm.	13x23.3 inches	1	-	0,59	6	-	-	-	-
	6.89	33x60 cm.	13x23.6 inches	1	-	0,60	6,10	-	-	-	-
	6.85	33x80 cm.	13x31.5 inches	1	-	0,80	7	-	-	-	-
6.902	33x120 cm.	13x47.2 inches	1	-	1,20	13	-	-	-	-	